

Flux Bindings

383 Van Ness Ave. Suite 1603, Torrance, CA 90501 Phone 310.533.4834 Fax.310.533.4963
e-mail:info@flux-bindings.com web:www.flux-bindings.com

Flux Bindings

Exclusive catalogue 20072008





Exclusive Line up


Advanced Technology

Fun with progression is the course we walk. We strive for this goal day in, day out always looking for a more comfortable, unique, fun way of putting smiles on the faces of our riders, beginner or pro. It's these smiles, some frowns, and experience that brings us to our current season, where we use all this feedback to create 4 different lines, totaling 24 unique bindings for you to choose from. A Bindings importance is often overlooked during the purchase of a great setup. At FLUX we feel bindings are them most important element to a setup as they are the only item connecting the rider to the board. With this in mind FLUX focuses on creating the ultimate binding interface between you and the ride. Our 07/08 line brings 24 of the most wide range graphics and expressions yet. You WILL find one that speaks to you, makes you smile, and remember what snowboarding is all about, having fun. See you on the hill.

Flux Bindings



20072008



BASE PLATE

Material

- Carbon: Diamond Blend**
Offering the highest level of response, while losing 10% of the weight as compared to the previous model.
- 45%: Super Blend**
Lightning quick transfer of command from you to the board. Providing you maximum response with its 45% fiberglass composition.
- 30%: Performance Blend**
Best for all around riding, 30% fiberglass provides the right balance between control and responsiveness.
- 20%: Hybrid Blend**
Brand new hybrid produced just for the Super Emblem Lineup. The 20% mixture provides a flexible base while maintaining control.
- 15%: Comfort Blend**
Lightweight, stable, and great shock absorption are characteristics of the 15% mixture.

Base plate construction

- Smooth Base:**
Just as the name suggests, the surface has none of the unnecessary protrusions. Providing a precise and snug fit for the boot while maintaining a natural feel.
- Reactive Base:**
Ready to take on any terrain and riding style. Easy on your feet, and transfers power efficiently to minimize wasted energy.
- Height Adjustable System:**
Set the height of your heel cup according to your riding style and the type of snow you're riding on. Select normal setting for more stability and high position for more response.
- Manifold Base (2 piece construction):**
Designed for riders who are fussy about centering and stance width. Achieve optimal stance with ease.
- Comfort Base:**
The width of the base has been enlarged to lessen stress directed on your feet. It also offers the most highback rotation adjustability throughout the line.
- Simple Base:**
A highly shock absorbent base which offers long riding time without fatigue.

ANKLE STRAP

Shape

- NEW Low Profile Ratchet Buckle:**
Complete revamp of our ratchet buckle system. This completely new design produces more force when buckling up and less effort when releasing. 10mm lower on the ankle side and 5mm lower on the toe side to reduce weight and give you more style.
- NEW L-Guide Ankle Strap:**
The newly developed, resin-based L-Guide provides smooth action when teamed with our new ratchet buckle. This system prevents interference to the steazy silhouette of your pants from ladder when you're strapped in.
- Selecta Strap:**
Allows you to choose and set up the strap with the angle you prefer. Select Normal position for more hold and response and Reverse for more flexibility and style while retaining proper support.
- Double 3D:**
The 3D feature is offered on both inside and outside for maximum contact with the boot. Giving you a natural fit feeling while dispersing pressure around your ankle evenly.

System

- UU Fit:**
Having the strap positioned between the heel cup and the highback allows for a more solid and even hold on the boot. An original FLUX system.
- Select Fit System:**
The rider can choose 2 different positions for the ankle strap to suit personal preference. Choose the inside position for a tighter hold or the outside position for more sideway flex.

TOE STRAP

- NEW L-Guide New TMS+:**
This new innovative cradle acts like a seatbelt. It's flexible enough to accommodate any shape of boots yet gives firm and snug support that inspires confident riding. The L-Guide gives you smoother ratcheting and prevents ladder drags on your front side turns.
- NEW L-Guide New TMS:**
The evolution of our TMS. Designed to fit to the contour of any boot perfectly with more contact area.
- TMS:**
Our original system that applies pressure from a slanted angle up front to securely lock in your boot while alleviate discomfort, which translates into more precise board control. Can also be tightened over the boot for the die-hard traditionalist.
- Bi-Strap:**
Simple yet functional. Can be used as a traditional toe strap or around the front like TMS.

HIGH BACK

Material

- Super Tuff Nylon ++:**
All the characteristics of Super tough nylon strengthened with the addition of fiberglass.
- Super Tuff Nylon:**
Allows highback to flex with movement from the boot. Special shock absorbent and durable materials were utilized when creating this highback.

Configuration

- NEW New Side Arc Highback:**
The revised cutout shape and inner cushion retain the same strength while achieving even lighter weight.
- NEW New Cutout Highback:**
TITAN: Retaining the same durability while boring out unnecessary material to reduce weight. The concept of an all around highback is achieved by designing the upper part of highback near flat and the back side to assist sideway flex.
SUPER EMBLEM: The additional 10mm in height added to the highback to achieve crisper feedback and is perfect for the Super Emblem with a 20% fiberglass base.
- NEW New Aluminum Forward lean:**
By switching to aluminum material we're able to increase the number of positions from 4 to 6. More adjustability means more precise set up.
- Aluminum Buckle:**
Premium quality, attractive and durable.
- Fly Highback:**
The shape is molded for maximum highback response. Cutout openings help reduce overall weight, while design assures that strength is maintained.
- Natural Highback:**
Provides natural feeling response in addition to smooth power transfer and control.
- Easy Highback:**
Shares the same fundamental concept as the Natural Highback but more comfortable riding is realized with 3 degrees less forward lean.

Construction

Feelings



T.M.S.

FLUX ADVANCED TECHNOLOGY

In the past the role of toe strap was to keep the front of your boot from lifting when you carve a backside turn. Some of the main features were easy in and out, holding the boot securely, minimizing free play between the boot and binding and dispersing pressure.

The toe strap was already improved with the signature I-Beam Technology¹ from FLUX. But the concept has been taken to an entirely different level with the development of FLUX's original Toe Mask Strap

T.M.S.

About the TMS (Toe Mask Strap)² introduced by FLUX

We've incorporated more functions into the toe strap. The previous common belief that it's impossible to have rock tight hold without much discomfort has been defeated. The cure, our Toe Mask Strap, was born through repeated testing among FLUX team riders and our own R&D.

Wiggling your toes while you're strapped down tight
Stress on your boot is greatly reduced by applying pressure from a stanted angle, rather than directly from top. By giving more freedom to your toes, the rider will not only be able to control the board more precisely, but the hold around the heel improves as well as better toe side turn response.

L-Guide New TMS+ & L-Guide New TMS



This special set up of the New TMS comes standard for the Diamond and the Super Blend Base Models. The "PLUS" has a unique resin element that is built into the system creating lightning response and allows you to carve like your locked onto tracks. L-Guide New TMS uses the actual seatbelt material used in F1 race cars and airplanes. This material is used on the top and bottom insides of the TMS, allowing it to wrap to your boot shape holding it firmly for riding with a lot of style and aggression.

TMS Original



Locks your boot into the bindings in 2 directions. This design cradles down on the toes and in against the heel cup, this increases boot and binding contact which produces better riding. The curvature of the strap maybe adjusted to fit your boot shape or can be converted into a conventional "over the toe strap".

Bi-Strap



Choose your style. Conventional "over the toes" or as a TMS which is standard in all of our top of the line models.

TMS technology will help you expand your riding potential. Designed for snowboarding progression!

¹ For fans of our I-Beam strap and people who prefer the feeling of toe lift, it is available for purchase as an option. ² TMS is the first and original device on the market created by FLUX that employs such concept.



Ankle Strap

Seatbelt Manufacturing Process

The seatbelts on automobiles and roller coasters are installed to save lives. We utilize the same materials found on those seatbelts to make our ankle straps. Our ankle straps offer a firm hold without loss of energy and provide evenly distributed coverage while maintaining flexibility over the contact surface, which translate into longer, more comfortable riding time. (standard on all models)

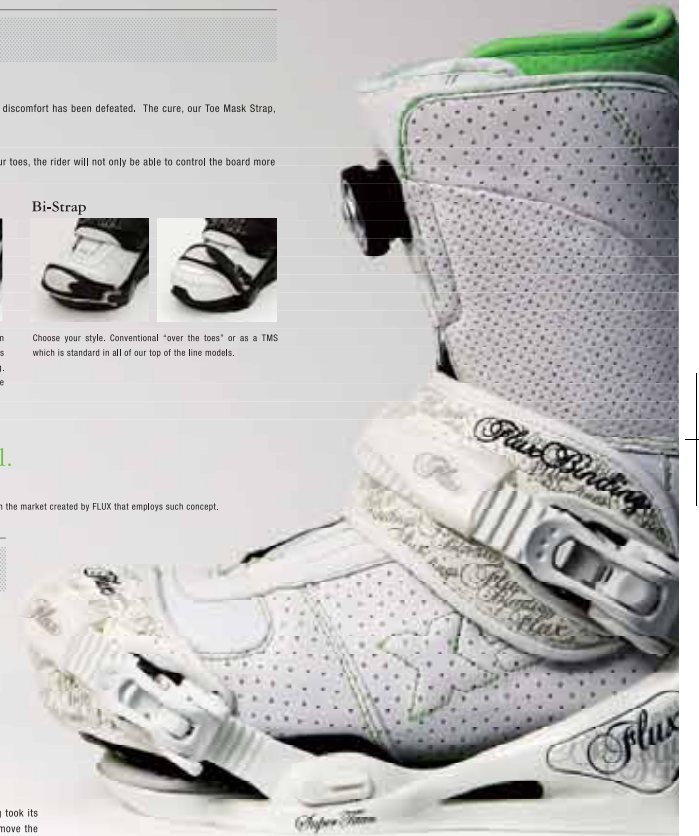
Double 3D Construction

In order to bring the boot closer to the binding, we've employed a 3D shaped strap to form around the boot better. The form fitting design is not only offered on the inner side, but on the outer side as well. Pain and any discomfort disappear when pressure is evenly and naturally applied.

Selecta Strap

To have both style and response...

This ankle strap gives you the best of both worlds. It allows you to have the stylish riding style of skating and surfing, which snowboarding took its roots from and the dynamic, technical riding style of a carver. Set up the strap at low position when you feel like tweaking more style, and move the strap to high position when you demand aggressive and more responsive riding. We are able to offer the tweak and response adjustability by changing the hold positions. Change the setting depending on the terrain you're riding. (standard on Diamond, Stream HF, Stream SF and MH4L)



Stream Line CONSTRUCTION



BASE PLATE

Material

- Carbon/Diamond Blend**
Offering the highest level of response, while losing 10% of the weight as compared to the previous model.
- 45% Super Blend**
Lightening while transfer of control from you to the board. Providing you maximum response with its 45% fiberglass composition.
- 30% Performance Blend**
Best for all around riding. 30% fiberglass provides the right balance between control and responsiveness.

Configuration

- Smooth Base:**
Just as the name suggests, the surface has none of the unnecessary protrusions. Providing a precise and snug fit for the boot while maintaining a natural feel.

ANKLE STRAP

Shape

- NEW Low Profile Ratchet Buckle:**
Complete reworking of our ratchet buckle system. This completely new design produces more force when buckling up and less effort when releasing. 10mm lower on the ankle side and 5mm lower on the toe side to reduce weight and give you more style.
- NEW L-Guide Ankle Strap:**
The newly developed, increased L-Guide provides smooth action when teamed with our new ratchet buckle. This system prevents interference to the steep adjustment of your pants from ladder when you're strapped in.

System

- UU FIT:**
Having the strap positioned between the heel cup and the highback allows for a more solid and even hold on the boot. An original FLUX system.

HIGH BACK

Material

- Super Tuff Nylon +:**
All the characteristics of Super tough nylon strengthened with the addition of fibreglass.
- Super Tuff Nylon:**
Allows highback to flex with movement from the boot. Special shock absorption and durable materials were added when creating this highback.

Configuration

- NEW New Side Arc Highback:**
The revised cable shape and inner cushion retain the same strength while achieving even lighter weight.
- Fly Highback:**
The shape is modified for maximum highback response. Cable openings help reduce overall weight, while design assure that strength is maintained.
- Natural Highback:**
Provides natural feeling response in addition to smooth power transfer and control.
- NEW New Aluminum Forward Lean:**
By switching to aluminum material we're able to increase the number of positions from 4 to 6. More adjustability means more precise set up.

TOE STRAP

- NEW L-Guide New TMS+:**
This new innovative cable acts like a seatbelt. It's flexible enough to accommodate any shape of boots yet gives firm and snug support that imparts confidence using the L-Guide gives you smoother ratcheting and prevents ladder chaps on your front side turns.
- NEW L-Guide New TMS:**
The evolution of our TMS. Designed to fit to the contour of any boot perfectly with more contact area.

1 Side Adjustable Gas Pedals
Fully adjustable based upon individual boot size. Get better boot position and board response. Adjustable up to 15mm (Toe) and 9mm (Heel).

2 T.M.S. (Toe Mask System)
Locks your boot into the binding in 2 ways. Down at the toes, and up against the heelcup. Provides a better boot to binding fit resulting in better comfort and better power transfer.

3 Smooth Base
It's not just the different types of material that are used that determine how a binding feels and responds. By decreasing the gaps in between the parts we have achieved an even better fit for more comfort and smoother response.

4 Tool Free Adjustments
Tool free adjustments for toe strap position, ankle strap position, ankle strap length, and forward lean.

5 UU (DOUBLE U) FIT
Having the strap fit in between the heelcup and the highback allows for a more solid and more even hold on the boot, evening out the pressure and alleviating hot spots.

6 Side Arc Highback
We designed this asymmetrical highback so that you choose exactly how it flexes! Make it more responsive for freeriding, or switch it up for taking it to the streets. Now 1 bindings can satisfy all riding types and all types of riders.

Natural Highback
Made to have a natural feeling in response and power transfer. Like the highback is almost a part of your boot. The more rounded shape from top to bottom helps make the highback fit your boot better.




Gold

Stream line DIAMOND

SIZE: S,M,L
COLOR: Gold

The lightest and most responsive bindings available. Uses the same carbon element found in an actual diamond. Designed for pipe and high speed carve riders who demand the sharpest response. This binding even helps buttering in the park with its massive amounts of pop.



<ul style="list-style-type: none"> Carbon Blend Slide Adjustable Gas Pedals L-Guide New TMS+ Smooth Base Tool Free Adjustments UU (DOUBLE U) FIT New Side Arc Highback Natural Highback 	<p>FEEL:</p> <ul style="list-style-type: none"> 10 Response 10 Hold 10 Stability 6 Control 8 Flex 7 Versatile 7 Shock Absorption 9 Adjustability
---	---



Silver



Camo

Stream line STREAM HF

SIZE : S,M,L
COLOR : Silver,Camo

We've improved it to feel even more compact than last year's Stream with new features like new TMS, 6 position forward lean and low profile buckles. The concept of lightweight was focused to give effortless board control.



FEEL:



- Super Blend
- Slide Adjustable Gas Pedals
- L-Guide New TMS+
- Smooth Base
- Tool Free Adjustments
- UU (DOUBLE U) FIT
- New Side Arc Highback
- Natural Highback



Black



Green



Rising Sun

Stream line STREAM SF

SIZE : S,M,L
COLOR : Black,Green,Rising Sun

While sharing the same base as Stream HF, the fiberglass content has been adjusted to be the same as the Titan at 30%. This is done to achieve a good balance between responsiveness and flexibility, so it could be ridden easily by any rider. Look out for the Japanese "Rising Sun" model in this lineup.



FEEL:



- Performance Blend
- Slide Adjustable Gas Pedals
- L-Guide New TMS
- Smooth Base
- Tool Free Adjustments
- UU (DOUBLE U) FIT
- New Side Arc Highback
- Natural Highback

Titan Line CONSTRUCTION

BASE PLATE

Material
45% Super Blend
 Lightning quick transfer of command from you to the board. Providing you maximum response with its 40% fiberglass composition.

30% Performance Blend
 Best for all around riding. 30% fiberglass provides the right balance between control and responsiveness.

Configuration
Reactive Base
 Ready to take on any terrain and riding style. Easy on your feet, and transfer power efficiently to minimize wasted energy.

ANKLE STRAP

Double 3D
 The 3D feature is offered on both inside and outside for maximum contact with the boot. Giving you a natural fit feeling while dispersing pressure around your ankle evenly.

NEW Low Profile Ratchet Buckle
 Complete revamp of our ratchet buckle system. This completely new design produces more force when buckling up and less effort when releasing. 10mm lower on the ankle side and 2mm lower on the toe side to reduce weight and give you more style.

NEW L-Guide Ankle Strap
 The newly developed, non-based L-Guide provides smooth action when teamed with our new ratchet buckle. This system prevents interference to the sneaky silhouette of your pants from ladder when you're strapped in.

System
UU (DOUBLE U) FIT
 Having the strap positioned between the heel cup and the highback allows for a more solid and even hold on the boot. An original TMS system.

HIGH BACK

Material
Super Tuff Nylon
 Allow highback to flex with movement from the boot. Special shock absorbent and durable materials were utilized when creating this highback.

Configuration
NEW New Cutout Highback
 Utilizing the same durability while being an unnecessary material to reduce weight. The concept of an all around highback is achieved by designing the upper part of highback new fit and the back side to assist sideways flex.

Fly Highback
 The shape is modified for maximum highback response. Cutout openings help reduce overall weight, while design assures that strength is maintained.

Natural Highback
 Provides natural feeling response in addition to smooth power transfer and control.

NEW New Aluminum Forward Lean
 By switching to aluminum material we're able to increase the number of positions from 4 to 6. More adjustability means more precise set up.

TOE STRAP

NEW L-Guide New TMS
 This new innovative cradle acts like a seatbelt. It's flexible enough to accommodate any shape of foot yet gives firm and solid support that inspires confident riding. The L-Guide gives you smoother ratcheting and prevents ladder drag on your foot side turn.

NEW L-Guide New TMS
 The evolution of our TMS. Designed to fit to the contour of any boot perfectly with more contact area.

- 1 Slide Adjustable Gas Pedals**
Fully adjustable based upon individual boot size. Get better boot position and board response. Adjustable up to 15mm (Toe) and 9mm (Heel).
- 2 T.M.S. (Toe Mask System)**
Locks your boot into the binding in 2 ways: Down at the toes, and up against the heelcup. Provides a better boot to binding fit resulting in better comfort and better power transfer.
- 3 Reactive Base**
10mm higher heelcup position than Platinum series. Better ankle hold for quicker response and easier recovery.
- 4 Tool Free Adjustments**
Tool free adjustments for toe strap position, ankle strap position, ankle strap length, and forward lean.
- 5 UU (DOUBLE U) FIT**
Having the strap fit in between the heelcup and the highback allows for a more solid and more even hold on the boot, evening out the pressure and alleviating hot spots.
- 6 New cutout highback (Titan)**
Fly highback (Super Titan)
We cut out the extra material to slim this one down, making it lighter weight but like always still durable and responsive.
- Natural Highback**
Made to have a natural feeling in response and power transfer. Like the highback is almost a part of your boot. The more rounded shape from top to bottom helps make the highback fit your boot better.



Patchwork




Red



White



Wabori



Choco



Black



Titan line SUPER TITAN

SIZE: S,M,L
 COLOR: Patchwork,Red,White
 We've bumped up the performance factor on this year's Super Titan by adding the New TMS, a position forward lean and low profile buckles to lighten the overall weight, as well as maintaining responsiveness.



- Super Blend
- Slide Adjustable Gas Pedals
- L-Guide New TMS+
- Reactive Base
- Tool Free Adjustments
- UU (DOUBLE U) FIT
- Fly Highback
- Natural Highback

FEEL:

9	9	9	7
Response	Hold	Stability	Control
7	8	7	7
Flex	Versatile	Shock Absorption	Adjustability



Titan line TITAN

SIZE: S,M,L
 COLOR: Wabori,Choco,Black
 The Titan has always been recognized as the competent + versatile bindings. We've retained the same formula and added a new highback that hugs your boot more intimately around the heel cup and allows more free play up on top while lowering the weight. When in doubt, you can't go wrong with the Titan lineup.



- Performance Blend
- Slide Adjustable Gas Pedals
- L-Guide New TMS
- Reactive Base
- Tool Free Adjustments
- UU (DOUBLE U) FIT
- New Colout Highback
- Natural Highback

FEEL:

7	8	8	8
Response	Hold	Stability	Control
8	10	8	7
Flex	Versatile	Shock Absorption	Adjustability

E.X.P. Line

CONSTRUCTION



BASE PLATE

Material
 **15% Comfort Blend**
 Lightweight, stable and great shock absorption are characteristics of our 15% mixture.

Configuration
 **Height Adjustable System:**
 Set the height of your heel cup according to your riding style and the type of snow you're riding on. Select normal setting for more stability and high position for more response.

 **Manifold Base (2 piece construction):**
 Designed for riders who are fussy about centering and stance width. Achieve optimal stance with ease.

ANKLE STRAP

Shape
 **NEW Low Profile Ratchet Buckle:**
 Complete revamp of our ratchet buckle system. This completely new design produces more force when buckling up and less effort when releasing. 15mm lower on the ankle side and 5mm lower on the toe side to reduce weight and give you more style.

 **NEW L-Guide Ankle Strap:**
 The newly developed, ratchet-based L-Guide provides smooth action when teamed with our new ratchet buckle. This system prevents interference to the ratchet's movements of your pants from ladder when you're strapped in.

 **Double 3D:**
 The 3D feature is offered on both inside and outside for maximum contact with the boot. Giving you a natural fit feeling while dispersing pressure around your ankle evenly.

System
 **Select Fit System:**
 The rider can choose 2 different positions for the ankle strap to suit personal preference. Choose the inside position for a tighter hold or the outside position for more sideways flex.

HIGH BACK

Material
 **Super Tuff Nylon:**
 Allows highback to flex with movement from the foot. Special shock absorption and durable materials were utilized when creating this highback.

Configuration
 **Fly Highback:**
 The shape is modified for maximum highback response. Cutout openings help reduce overall weight, while design assures that strength is maintained.

 **Natural Highback:**
 Provides natural feeling response in addition to smooth power transfer and control.

TOE STRAP

Shape
 **NEW L-Guide New TMS:**
 The evolution of our TMS. Designed to fit to the contour of any boot perfectly with more contact area.



1 Height Control System
 The Height control system allows you to choose from 2 heel cup positions, one for stability, and the other for quicker response.

2 T.M.S. (Toe Mask System)
 Locks your boot into the binding in 2 ways. Down at the toes, and up against the heelcup. Provides a better boot to binding fit resulting in better comfort and better power transfer.

3 Manifold Base
 Manifold base (2 piece construction base) Center your boots and get your precise stance.

4 Slide Adjustable Gas Pedals
 Fully adjustable based upon individual boot size. Get better boot position and board response. Adjustable up to 15mm (Toes) and 8mm (Heels).

5 Fly Highback
 We cut out the extra material to slim this one down, making it lighter in weight but like always still durable and responsive.

6 Natural Highback
 Made to have a natural feeling in response and power transfer. Like the highback is almost a part of your boot. The more rounded shape from top to bottom helps make the highback fit your boot better.

7 Select Fit System
 Allows for the rider to choose from 2 different positions on the baseplate for the ankle strap. Inside for a tighter hold and more response. Outside: For more sideways flex.



Paisley

Tie-Dye

E.X.P. line

E.X.P.

SIZE: SM,ML
COLOR: Paisley, Tie-Dye

A hybrid creation of our Union HF and Union SF. Now equipped with SF's 15% fiberglass content and HF's Fly Highback for the ultimate combination of response, control and stability. Possibly the most stylish and adjustable bindings out of the FLUX lineups.

FEEL:

										
6	8	8	8	6	9	9	10	6	9	10
Response	Hold	Stability	Control	Flex	Variable	Shock Absorption	Adjustability			

Emblem Line

CONSTRUCTION



BASE PLATE

Material
20% Hybrid Blend
 Brand new hybrid produced just for the Super Emblem Group. The 20% mixture provides a flexible base while maintaining control.

15% Comfort Blend
 Lightweight, stable, and great shock absorption are characteristics of the 15% mixture.

Configuration
Comfort Base:
 The width of the base has been enlarged to lessen stress directed on your feet. It also offers the most highback rotation adjustability through out the line.

ANKLE STRAP

Shape
NEW L-Guide Ankle Strap:
 The newly developed, rear-based L-Guide provides smooth action when teamed with our new ratcheted buckle. This system prevents interference to the busy silhouette of your pants from ladder when you're strapped in.

Double 3D:
 The 3D feature is offered on both inside and outside for maximum contact with the boot. Giving you a natural fit feeling while dispersing pressure around your ankle evenly.

System
UU FIT:
 Having the strap positioned between the heel cup and the highback allows for a more solid and even hold on the boot. An original FLUX system.

HIGH BACK

Material
Super Tuff Nylon:
 Allows highback to flex with movement from the boot. Special shock absorption, and durable materials, were utilized when creating this highback.

Configuration
NEW New Cutout Highback:
 TTMK retaining the same durability while boring out unnecessary material to reduce weight. The concept of an all around highback is achieved by designing the upper part of highback rear fit and the back side to assist sideways flex.

Fly Highback:
 The shape is molded for maximum highback response. Cutout openings help reduce overall weight, while design assures that strength is maintained.

Natural Highback:
 Provides natural feeling response in addition to smooth power transfer and control.

TOE STRAP

NEW L-Guide New TMS:
 The evolution of our TMS. Designed to fit to the contour of any boot perfectly with more contact area.

TMS:
 Our original system that applies pressure from a slanted angle up front to securely lock in your foot while allowing discomfort which translates into more precise board control. Can also be tightened over the boot for the die-hard traditionalist.



1 Slide Adjustable Gas Pedals
 Fully adjustable based upon individual boot size. Get better boot position and board response. Adjustable up to 15mm (Toe) and 9mm (Heel).

2 Comfort Base
 This base was designed to be stress-free by wrapping the boot when you strap in. It allows for the rotation on the high back 1 step further through expanding the side area of the base a bit.

3 T.M.S. (Toe Mask System)
 Locks your boot into the binding in 2 ways. Down at the toes, and up against the heelcup. Provides a better boot to binding fit resulting in better comfort and better power transfer.

4 UU (DOUBLE U) FIT
 Having the strap fit in between the heelcup and the highback allows for a more solid and more even hold on the boot, evening out the pressure and alleviating hot spots.

5 EZ Set-Up
 All you need is a Phillips screwdriver for the social set-up.

6 Natural Highback
 Made to have a natural feeling in response and power transfer. Like the highback is almost a part of your boot. The more rounded shape from top to bottom helps make the highback fit your boot better.

Emblem line

SUPER EMBLEM

SIZE: S,M,L
 COLOR: Flannel Green

We've added 20% fiberglass to the already stable Emblem base, plus a new cutout highback that's 10mm taller to increase response. Comes standard with the new TMS and L-Guide Ankle strap too.



FEEL:



- Hybrid Blend
- Slide Adjustable Gas Pedals
- Comfort Base
- L-Guide New TMS
- UU (DOUBLE U) FIT
- EZ Set-Up
- Fly Highback



Emblem line

EMBLEM

SIZE: S,M,L
 COLOR: Red,Black

Alleviate stress on your feet while maintaining control. Utilizing Natural Highback with highback rotation adjustability, these are all around bindings that can handle hopping the park just as well as powder runs.



FEEL:



- Comfort Blend
- Slide Adjustable Gas Pedals
- Comfort Base
- TMS Original
- UU (DOUBLE U) FIT
- EZ Set-Up
- Natural Highback



Flannel



Red



Black



Premium Line CONSTRUCTION

BASE PLATE

Material
15% Comfort Blend
 Lightweight, stable, and great shock absorption are characteristics of the 15% mixture.

Configuration
Simple Base:
 A highly shock absorbent base which offers long riding time without fatigue.

ANKLE STRAP

Shape
Double 3D:
 The 3D feature is offered on both inside and outside for maximum contact with the boot, giving you a natural fit feeling while dispersing pressure around your ankle evenly.

System
UU Fit:
 Having the strap positioned between the heel cup and the highback allows for a more solid and even hold on the boot. An original FLOX system.

HIGH BACK

Material
Super Tuff Nylon:
 Allows highback to flex with movement from the boot. Special shock absorbent and durable material, wear resistant when creating this highback.

Configuration
Aluminum Buckle:
 Premium quality, attractive and durable.

Easy Highback:
 Shares the same fundamental concept as the Natural Highback but more comfortable riding is realized with 3 degrees less forward lean.

TOE STRAP

Bi-Strap:
 Straps are functional. Can be used as a traditional toe strap or around the front flex tabs.

1 Simple Base
 Provides good shock absorption and boot support. Stress free so you can ride all day in total comfort.

2 UU (DOUBLE U) FIT
 Having the strap fit in between the heelcup and the highback allows for a more solid and more even hold on the boot, evening out the pressure and alleviating hot spots.

3 Easy Highback
 Designed for good edge fit to edge response while still allowing for side to side flex. The shape is designed to be stress free, especially at the top of the highback.

4 EZ Set-Up
 All you need is a Phillips screwdriver for the initial set-up.

5 Bi-Strap
 Dual functional toe strap. Wear it over the top or around the front of the toe depending on your preference.



Premium line Premium


SIZE: S,M,L
COLOR: Black,White

As always these are fun bindings to shred on, with a slight forward lean of 3 degrees. Aluminum ratchets have been added to this line up this season to increase durability.

- Comfort Blend
- Simple Base
- UU (DOUBLE U) FIT
- Easy Highback
- EZ Set-Up
- Bi-Strap
- Aluminum Buckle

4 Response	5 Hold	5 Stability	10 Control
8 Flex	6 Versatile	10 Shock Absorption	6 Adjustability

FEEL:





Team line
MH4L Matt Hammer

SIZE: S,M,L
COLOR: MH4L

Matt Hammer's pro model. Based on the Stream LTD, but the fiberglass on the highback has been removed to provide more flex. And check out one of his features, the L-guide with cover.

- Super Blend
- Slide Adjustable Gas Pedals
- L-Guide New TMS+
- Smooth Base
- Tool Free Adjustments
- UU (DOUBLE U) FIT
- New Side Arc Highback
- Natural Highback

FEEL:

8	10	9	7	9	8	7	9
Response	Hold	Stability	Control	Flex	Versatile	Shock Absorption	Adjustability

Based around Matt Hammer, the bindings are not only highly functional but show originality in design as well. They are the result of tireless and countless testing sessions performed by our unique team riders and their diverse riding styles.



Team line
MH4 Matt Hammer

SIZE: S,M,L
COLOR: MH4

Matt's other pro model. He took the Emblem and added the new TMS, L-guide ankle strap, low profile buckles and a flat forward lean to match his riding style.

- Comfort Blend
- Slide Adjustable Gas Pedals
- L-Guide New TMS
- Comfort Base
- UU (DOUBLE U) FIT
- EZ Set-Up
- Natural Highback

FEEL:

5	6	6	10	8	7	10	8
Response	Hold	Stability	Control	Flex	Versatile	Shock Absorption	Adjustability



Team line
TARGET Pat Milbery

SIZE: S,M,L
COLOR: TARGET

We combined last year's Titan with a flat forward lean and equipped it with the new TMS and L-guide ankle strap. The design and colors were picked out by Pat Milbery and approved by everyone on the team.

- Performance Blend
- Slide Adjustable Gas Pedals
- Reactive Base
- L-Guide New TMS
- UU (DOUBLE U) FIT
- Tool Free Adjustment
- Natural Highback

FEEL:

7	9	8	7	8	10	8	7
Response	Hold	Stability	Control	Flex	Versatile	Shock Absorption	Adjustability



Team line
ZIPPER Corey Smith

SIZE: S,M,L
COLOR: COREY ZIPPER

Special Emblem base that contains 30% fiberglass with Natural Highback to achieve both sharp response and stability. The basis of the artwork is on display at Corey's home.

- Performance Blend
- Slide Adjustable Gas Pedals
- Comfort Base
- L-Guide New TMS
- UU (DOUBLE U) FIT
- EZ Set-Up
- Natural Highback

FEEL:

7	6	6	8	8	8	8	8
Response	Hold	Stability	Control	Flex	Versatile	Shock Absorption	Adjustability

